

Let's Co

Diversified workspace

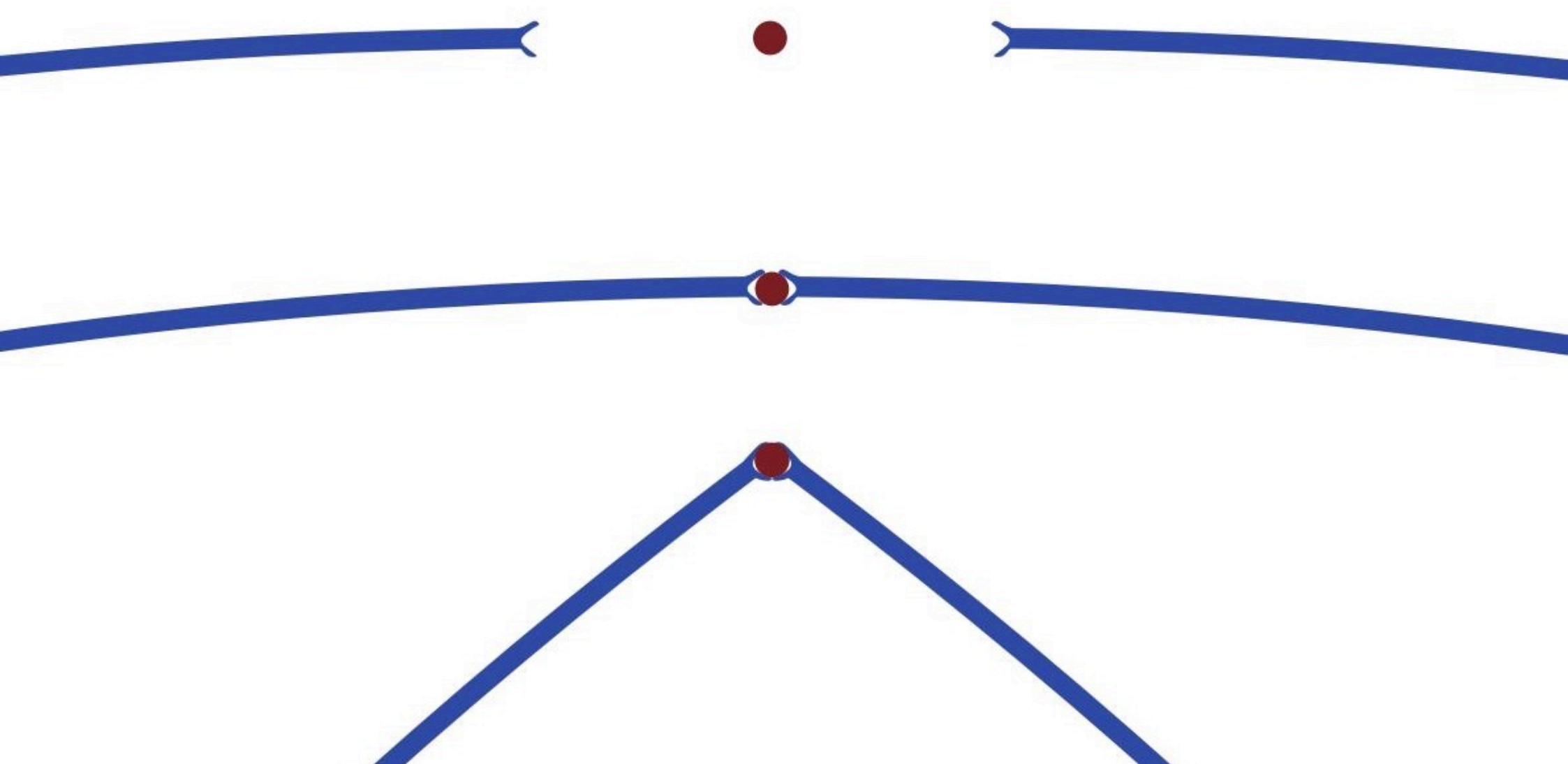
The office space planning is not just about the simple boundary division, it focuses more on the harmony and relative independence of the diversified areas. In other words, it is about a debate between privacy and openness, yet without a winner. The solution, sometimes, is even a grey middle ground, for example, a collaboration area for impromptu communication or a focus area for meditation in the open space.

Co system is created as a part of the solution to the relativity between privacy and openness of the office space.



Hug me , Co


One pillar and two pieces of soft furnished screens establish a relationship between dot and line.
The connection between dot and line is a metaphor of its enthusiastic and friendly name Co System.



“New definition of curved space ”

The God is not a creator of straight lines: everything in the natural world is in curved lines.

We may not be able to change a rectangular space,
but we can definitely jazz up the steady and fixed rectangular space with curved lines from Co system furniture.



Diversified workspace

Focus area



Working area



Discussion area & Function area



Focus area



Focus area

Basic



Derivative



Focus area



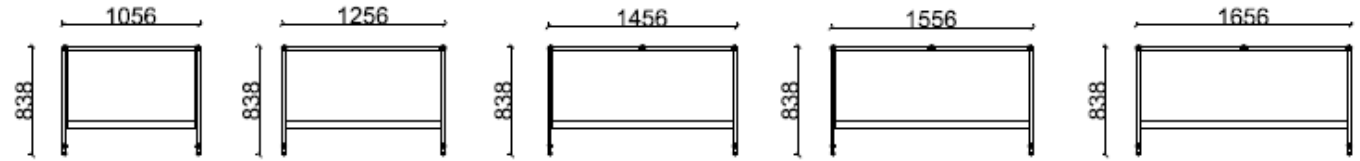
Screen partition: A flexible partition of space with excellent noise insulation and privacy.

The desktop has various outlet options for the convenience of mobile office.

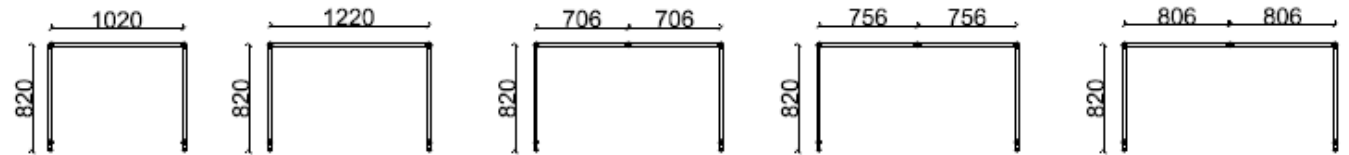
Wiring: The wiring is implemented inside the screen.

Focus area-- Components

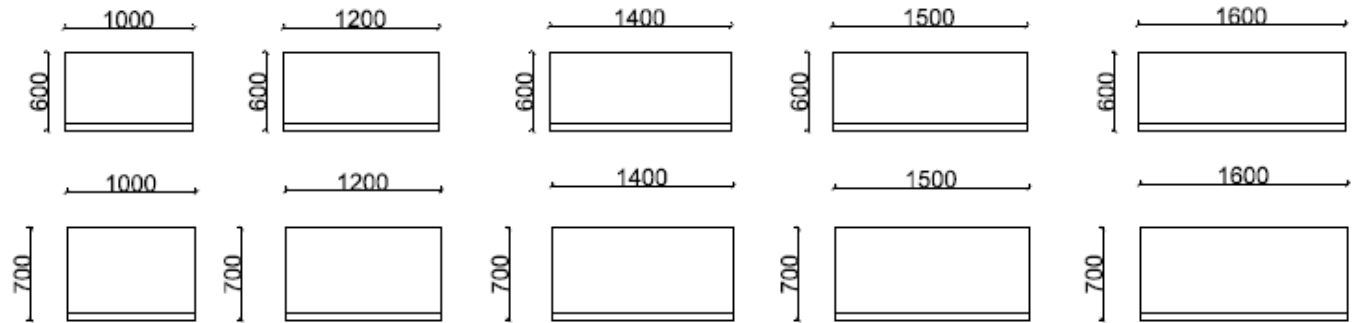
Combination



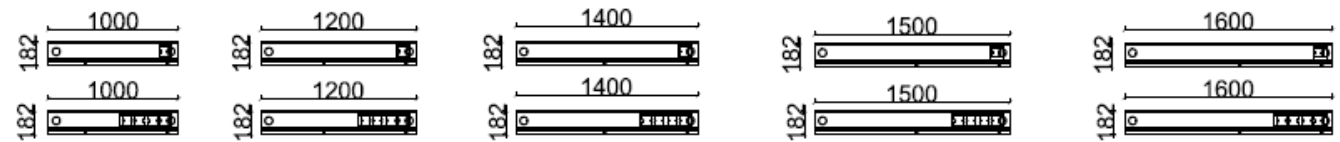
Screen partition



Panel

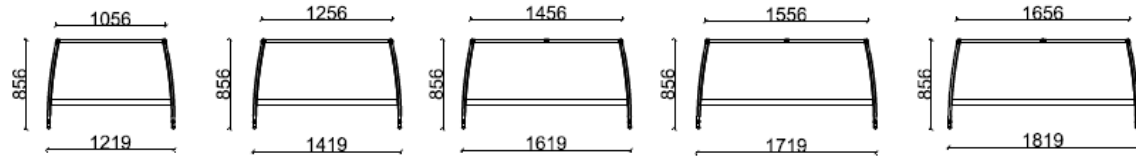


Trunking (line cover options)

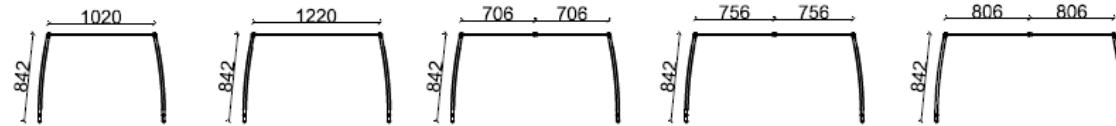


Focus area-- Components

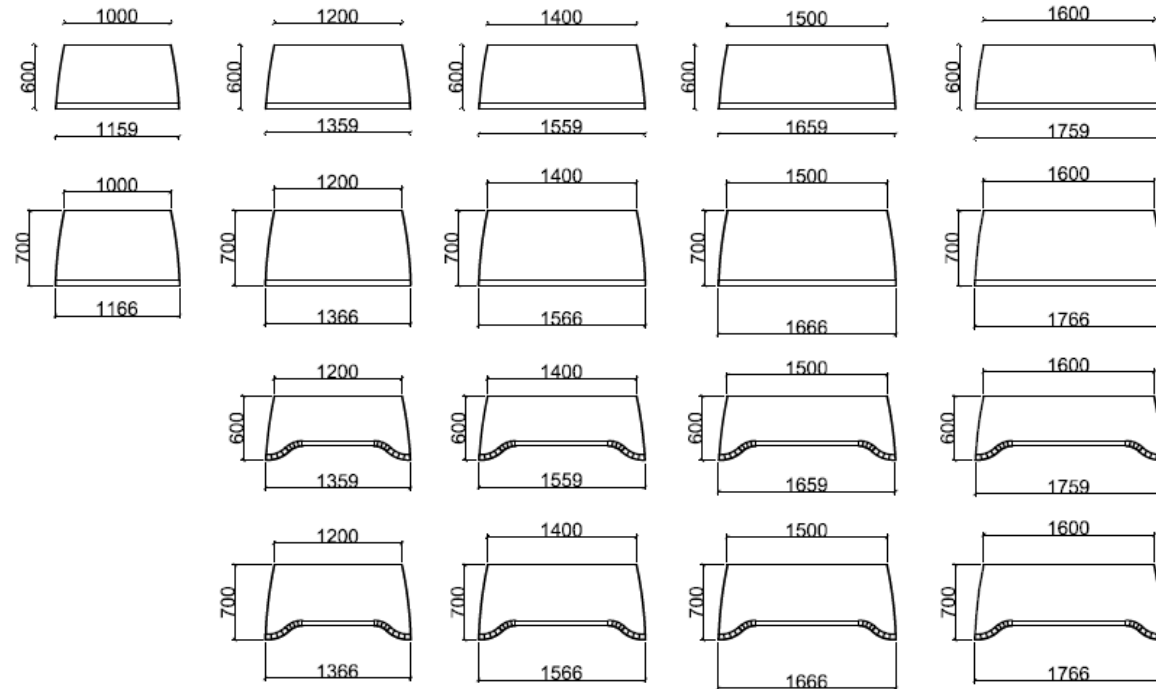
Combination



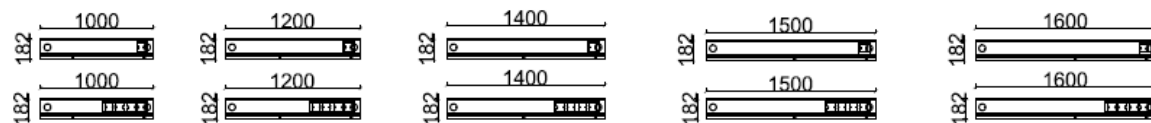
Screen partition



Panel

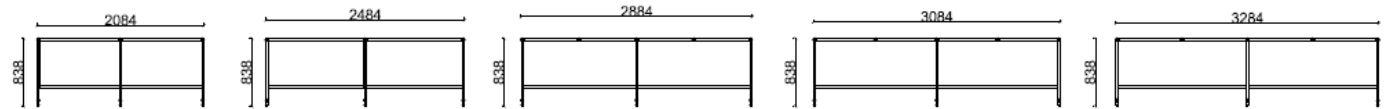


Trunking (line cover options)

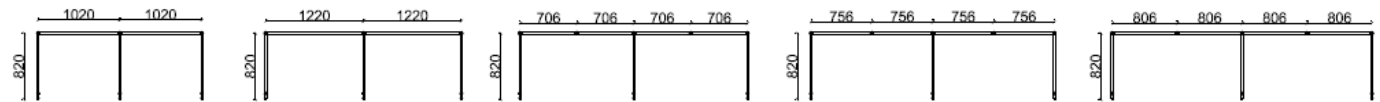


Focus area-- Components

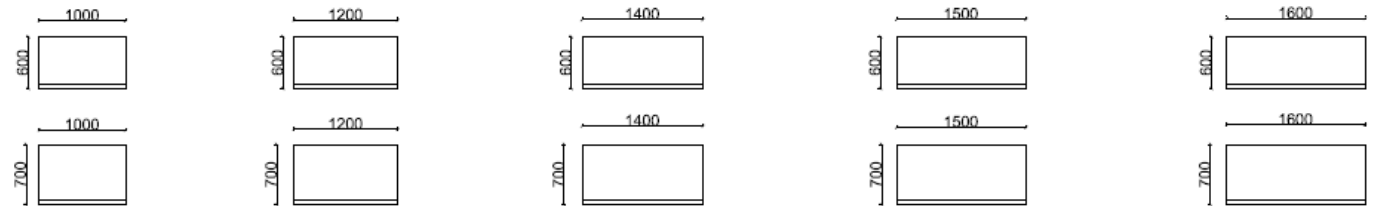
Combination



Screen partition



Panel

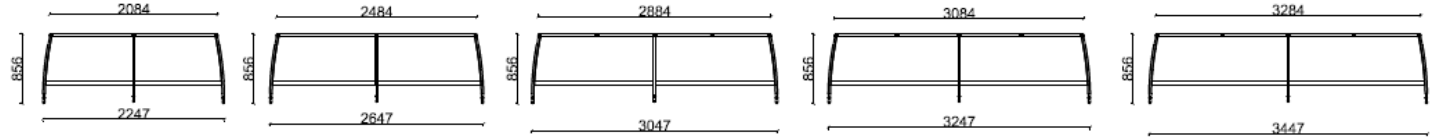


Trunking (line cover options)

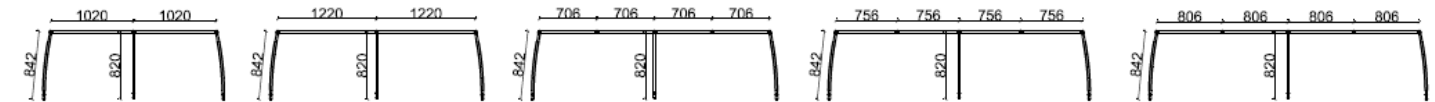


Focus area-- Components

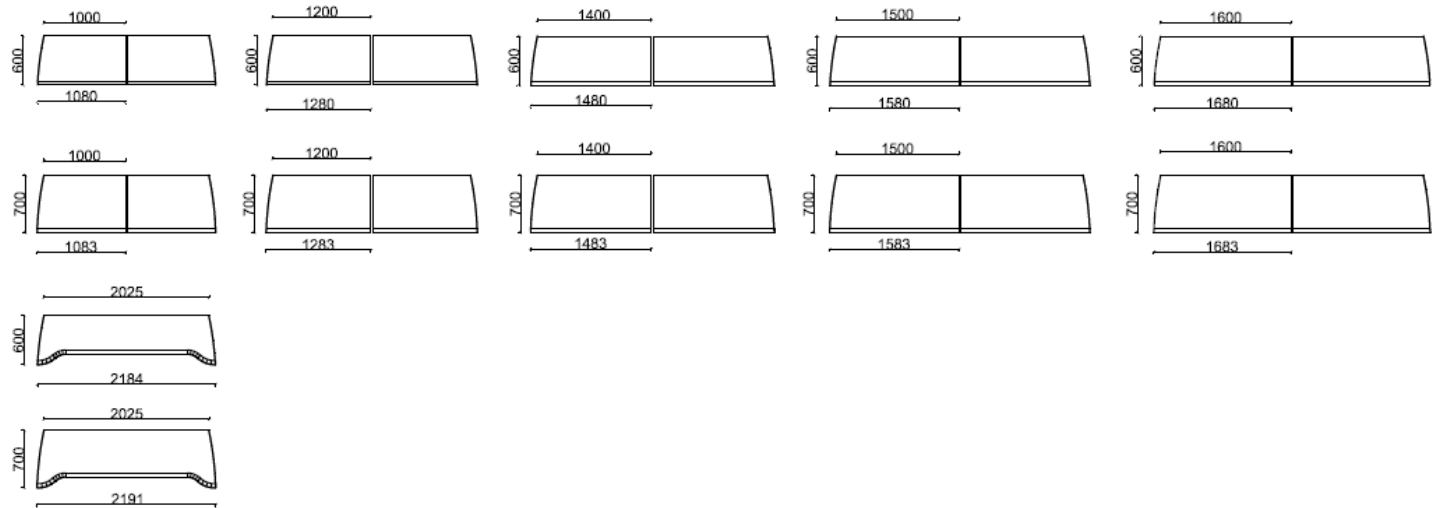
Combination



Screen partition



Panel



Trunking (line cover options)




Working area



Working area

Managers



Employees



Working area



Screen partition: A flexible partition of space with excellent noise insulation and privacy.

The desktop has various outlet options for the convenience of mobile office.

The supporting arm for monitor improves both work efficiency (via two monitors) and utilization rate of desktop space.

Ergonomic design can facilitate working health.

Discussion area: Enabling impromptu communication and free meeting.



Working area

Screen partition: A flexible partition of space with excellent noise insulation and privacy.

The desktop has various outlet options for the convenience of mobile office.

The supporting arm for monitor improves both work efficiency (via two monitors) and utilization rate of desktop space.

Ergonomic design can facilitate working health.

Discussion area: Enabling impromptu communication and free meeting.



Working area



Screen partition: A flexible partition of space with excellent noise insulation and privacy.

The desktop has various outlet options for the convenience of mobile office.

The supporting arm for monitor improves both work efficiency (via two monitors) and utilization rate of desktop space.

Ergonomic design can facilitate working health.

Discussion area: Enabling impromptu communication and free meeting.

Side cabinet: With hidden wiring, the user-friendly cabinet can increase storage space.

Working area



Screen partition: A flexible partition of space with excellent noise insulation and privacy.

The desktop has various outlet options for the convenience of mobile office.

The supporting arm for monitor improves both work efficiency (via two monitors) and utilization rate of desktop space.

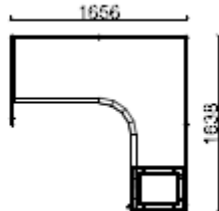
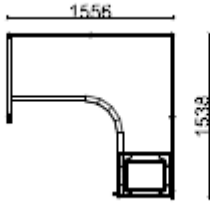
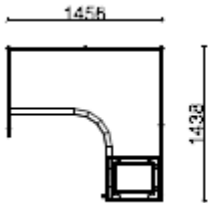
Ergonomic design can facilitate working health.

Discussion area: Enabling impromptu communication and free meeting.

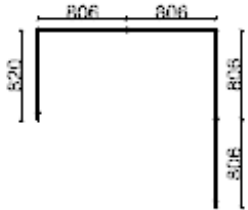
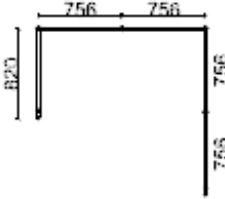
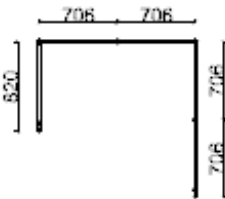


Working area-- Components

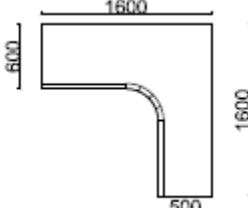
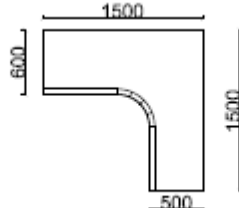
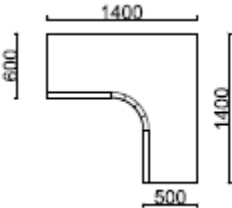
Combination



Screen partition




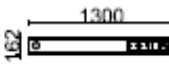

Panel



Sit ark

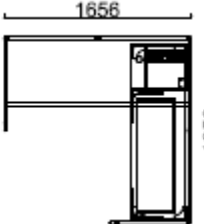
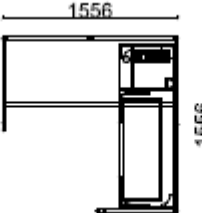
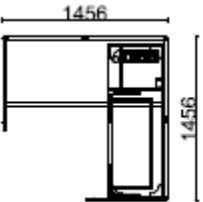


Trunking (line cover options)

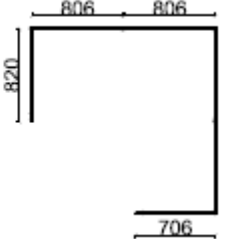
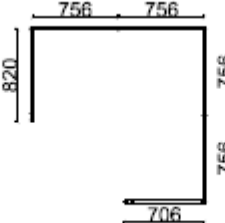
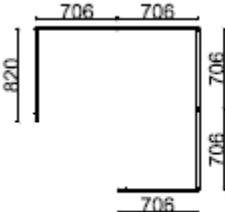


Working area-- Components




Combination



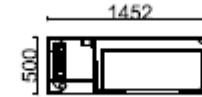
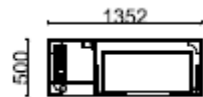
Screen partition




Panel



Side cabinet



Discussion area & Function area



Discussion area & Function area

Meeting space



Leisure space



Discussion area & Function area



Screen partition: A flexible partition of space with excellent noise insulation and privacy.

The desktop has various outlet options for the convenience of mobile office.

Wiring: The wiring is implemented inside the screen.

Video conference: TV set can be hung on the screen to realize the function of projection.



Discussion area & Function area



Screen partition: A flexible partition of space with excellent noise insulation and privacy.

The desktop has various outlet options for the convenience of mobile office.

Wiring: The wiring is implemented inside the screen.

Video conference: TV set can be hung on the screen to realize the function of projection.



Discussion area & Function area



Screen partition:

A flexible partition of space with excellent noise insulation and privacy.

Discussion area & Function area

Private space



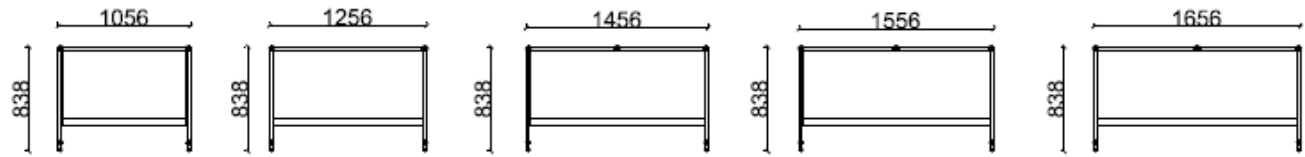
Storage space



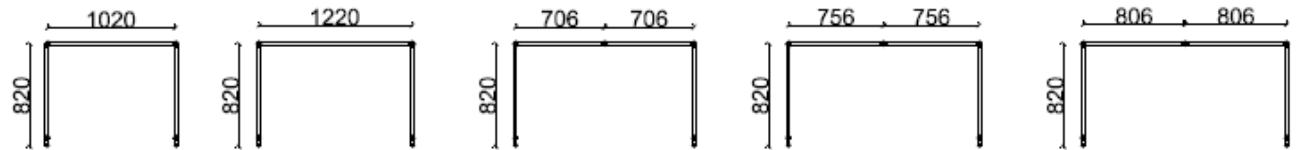
Discussion area & Function area

--Components

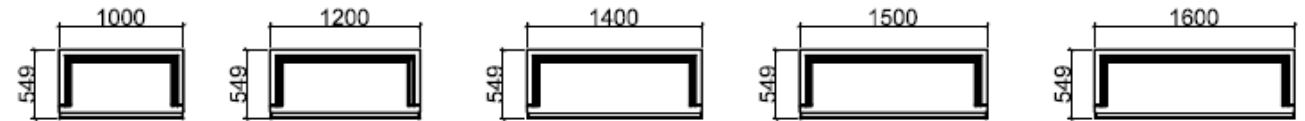
Combination




Screen partition



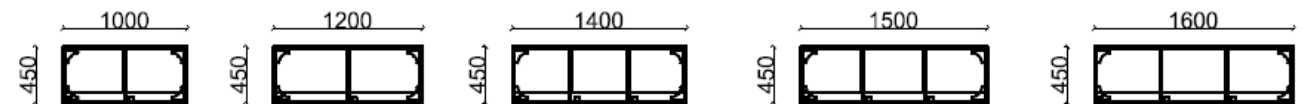
Sofa



Laminate



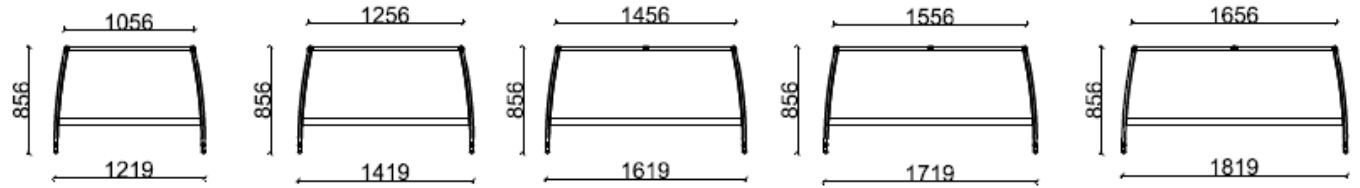
Locker



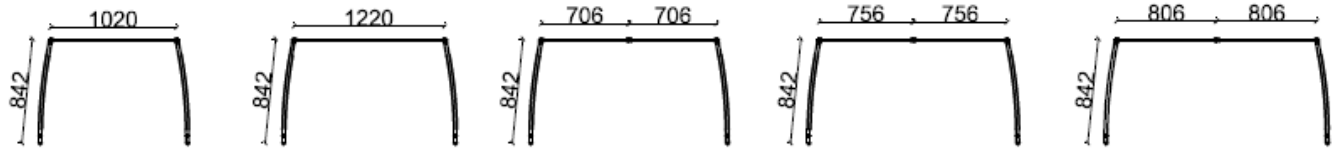
Discussion area & Function area

--Components

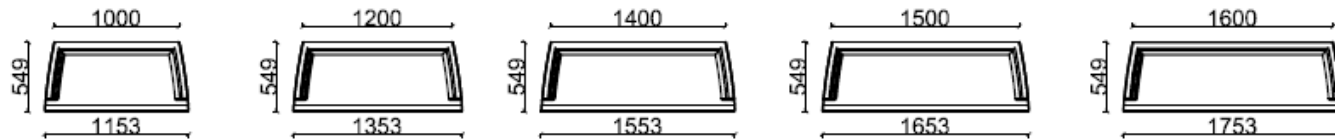
Combination



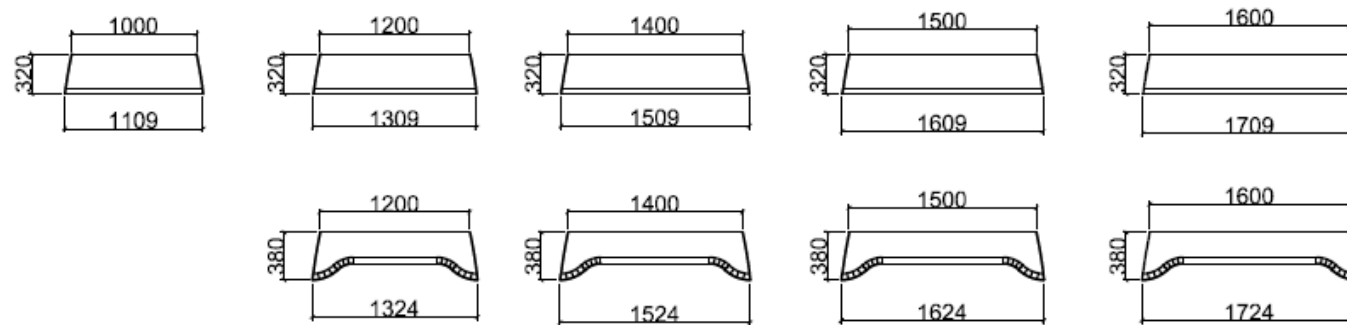
Screen Partition



Sofa



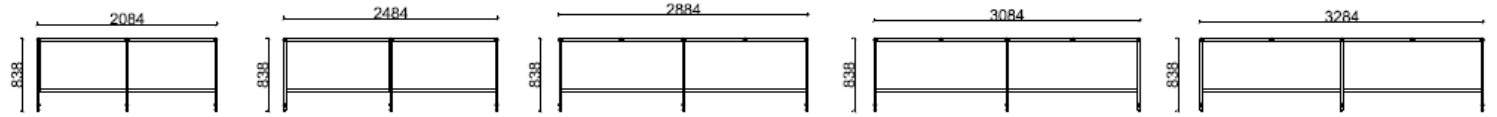
Laminate



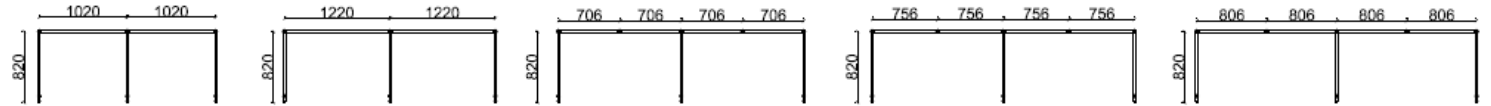
Discussion area & Function area

--Components

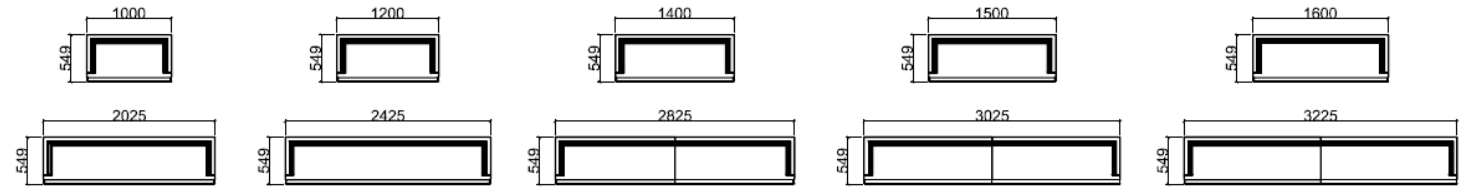
Combination



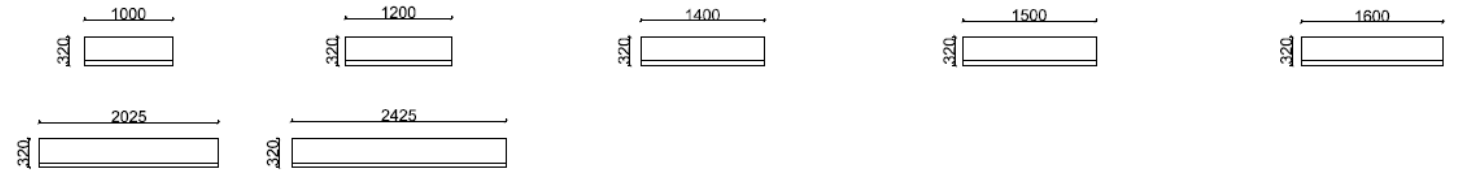
Screen Partition



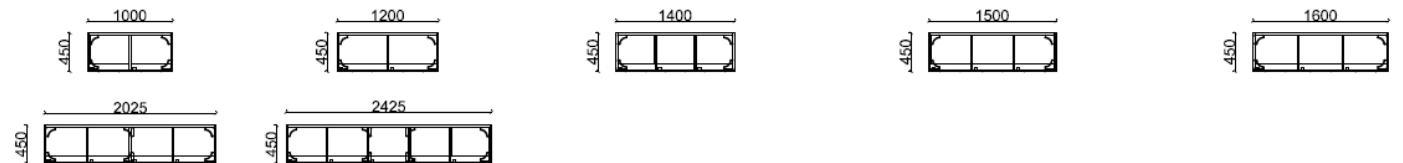
Sofa



Laminate



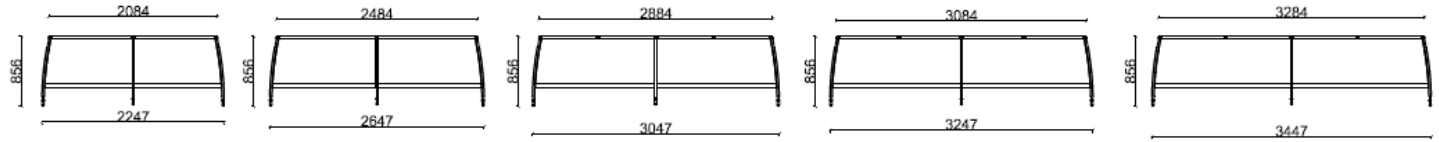
Locker



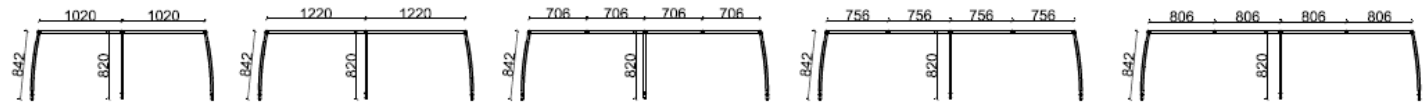
Discussion area & Function area

--Components

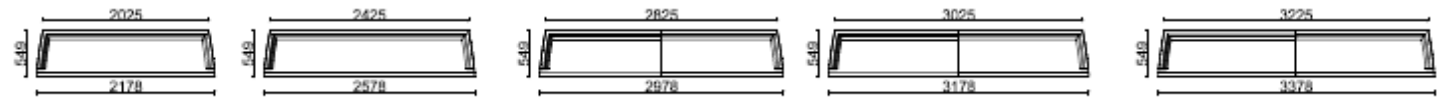
Combination



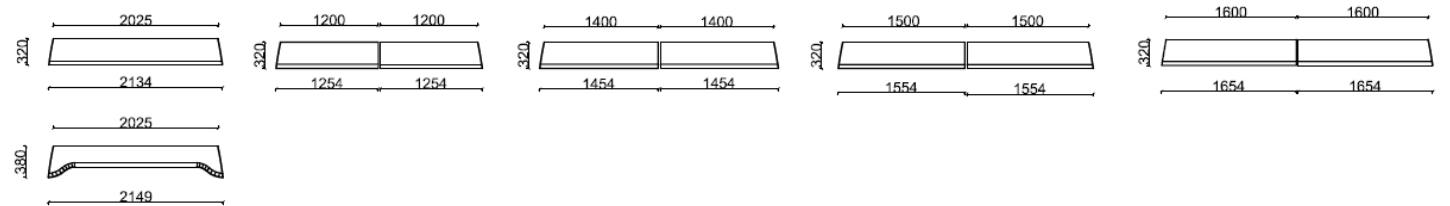
Screen Partition



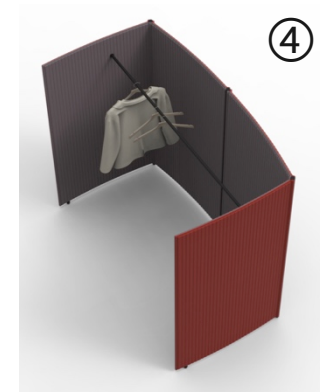

Sofa



Laminate



Details



- ① Lamp
- ② Planter
- ③ White board
- ④ Clothes rail
- ⑤ Pencil case

Cable management

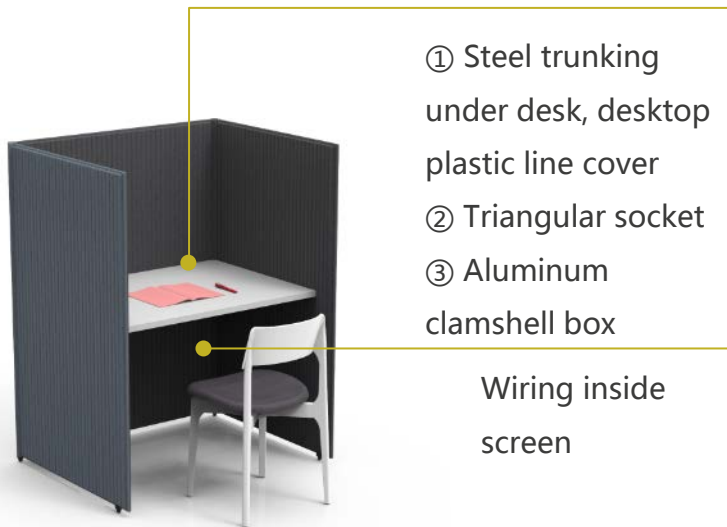
Without side counter:

Wiring pattern:

Wiring inside screen

Wiring method:

- ① Steel trunking under desk, desktop plastic line cover
- ② Triangular socket
- ③ Aluminum clamshell box



With side counter:

Wiring pattern:

Wiring inside side counter

Wiring method:

- ① Desktop plastic line cover
- ② Triangular socket



Cable management

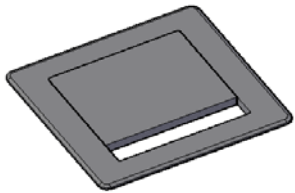
Alignment
1



+



Alignment
2



+



Alignment
3



Dimension

Co System screen specification:

Straight screen width: 706mm, 756mm, 806mm, 820mm, 1020mm, 1220mm

Join two screens together for larger dimensions

Curved screen width: 843mm (only one width available for curved screen)

Screen height: 1350mm (with sewing)

1600mm (without sewing)



SHANGHAI
BEIJING
SHENZHEN
WUHAN

www.matsu.cn 

Inspiring Office Lifestyle

创造激发灵感的办公生活方式

玛祖铭立集团

成立于 1996 年，一直致力于为高端客户提供个性化、极致设计的办公空间整体解决方案，旗下产品涵盖办公空间家具、公共空间家具、LED 照明系统、办公室隔断系统、地毯，以期为客户创造激发灵感的办公生活方式。

玛祖铭立自 2001 年与德国著名家具企业 Kusch+co 建立合作至今，已与八个德国高端品牌结成密切的战略合作伙伴，并在中国建立生产基地，精良严谨的德国工艺与作业风格贯穿整个制造体系与工作环节。

MATSU GROUP

上海市徐汇区肇嘉浜路 686 号

No. 686 Zhaoliabang Road, Xuhui District, Shanghai, P. R. China, P.C.: 200030

T +86 21 3338 6166

Customer Service Hotline 400 630 9229

MATSU 玛祖铭立
GROUP

